
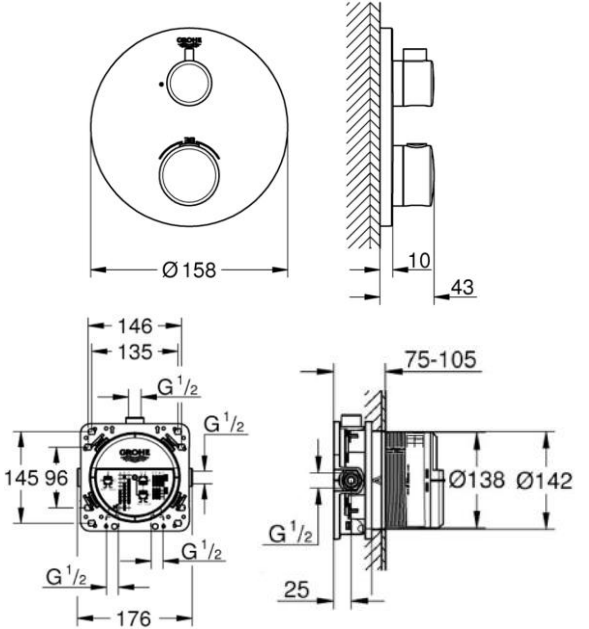





PROJECT		REF		REV	ITEM CODE	
LOCATION		DATE			PAGE	

## SANITARY WARE SPECIFICATION SHEET

<p><b>Item Descriptions</b></p> <p><b>Dimensions</b></p> <p><b>Model</b></p> <p><b>Finish</b></p> <p><b>Country of origin</b></p> <p><b>Manufacturer</b></p> <p><b>Supplier</b></p> <p><b>Contact Tel/Fax</b></p> <p><b>E-mail</b></p> <p><b>Website</b></p>	<p>GROHE (Germany) "Grotherm" Chrome plated thermostatic shower mixer for 1 outlets with integrated shut off/diverter valve</p> <p>L158 x W43 x H158 mm</p> <p>24075000 (Thermostat shower mixer) 35600000 (Mounting box)</p> <p>Chrome Plated</p> <p>Germany</p> <p>GROHE Limited</p> <p>Acme Sanitary Ware Co. Ltd Mr. Eric Wong/ Mr. Don Yuen</p> <p>(852) 2388-7171 / (852) 2710-8012 acme@acmesanitary.com.hk www.acmesanitary.com.hk</p>	<p><b>Illustration/ Drawing</b></p>   <p><b>GROHE TurboStat</b></p> <p><b>GROHE StarLight</b></p> <p><b>max 38° SafeStop</b></p> <p><b>GROHE Rapido SmartBox</b></p> <ul style="list-style-type: none"> <li>• Universal rough-in box, 1/2"</li> <li>• 3 outlets 1/2"</li> <li>• 2 inlets below, 1/2"</li> <li>• installation depth 75-105 mm</li> <li>• connection unit in DR brass</li> <li>• pre-mounted flushing plug</li> <li>• stable build-in box and protective cover</li> <li>• fixing options for solid walls and dry cladding</li> <li>• gasket</li> <li>• without set for final installation</li> </ul> <p><b>Colour options:</b></p> <ul style="list-style-type: none"> <li>● 0001 StarLight Chrome</li> <li>● DC01 SuperSteel</li> <li>● DA01 Warm Sunset</li> <li>● A001 Hard Graphite</li> <li>● AL01 Brushed Hard Graphite</li> <li>● GL01 Cool Sunrise</li> <li>● GN01 Brushed Cool Sunrise</li> <li>● DL01 Brushed Warm Sunset</li> <li>● BE01 Polished Nickel</li> <li>● EN01 Brushed Nickel</li> </ul>
<p><b>"Grotherm"</b></p> <p><b>Thermostatic shower mixer for 1 outlets with integrated shut off/diverter valve</b></p> <ul style="list-style-type: none"> <li>• set for final installation for</li> <li>• GROHE Rapido SmartBox 35 600</li> <li>• <b>GROHE TurboStat</b> compact cartridge with wax thermoelement</li> <li>• <b>GROHE StarLight</b> chrome finish</li> <li>• wall escutcheon with <b>GROHE FastFixation</b> (covered escutcheon- and shaft sealing, covered fixing)</li> <li>• metal escutcheon, retroactively 6° adjustable</li> <li>• <b>GROHE SafeStop</b> safety button at 38°C (calibration required)</li> <li>• <b>GROHE SafeStop Plus</b> optional temperature limiter at 43°C or 46°C included</li> <li>• built-in non return valve and dirt strainers</li> <li>• ceramic stop valve, 120°</li> <li>• flow performance: outlet B = 27 l/min outlet C = 30 l/min</li> <li>• <b>without roughing-in-set</b></li> </ul>		

Note: [YouTube \(Grotherm 2-Handle Thermostatic Trim\) https://www.youtube.com/watch?v=z2rh8RdWTsw](https://www.youtube.com/watch?v=z2rh8RdWTsw)  
[YouTube \(Rapido SmartBox | Installation Video\) https://www.youtube.com/watch?v=KsWdVrq9fVI](https://www.youtube.com/watch?v=KsWdVrq9fVI)

\* All information of the above is for the reference only. No prior notice is made if any changes.



# Acme Sanitary Ware Co Ltd

Acme Building, 22-28 Nanking Street, Kowloon, Hong Kong  
Tel: 2388 7171 Fax: 2710 8012  
E-mail: acme@acmesanitary.com.hk  
Website: www.acmesanitaryware.com.hk



Pure Freude  
an Wasser

PROJECT		REF		REV	ITEM CODE	
LOCATION		DATE			PAGE	

## SANITARY WARE SPECIFICATION SHEET



### Easy to clean thanks to the GROHE StarLight chrome coating

Just wipe the tap down with a dry cloth – the ultra smooth surface finish is scratch resistant and ensures a lasting luminous sheen. You'll save plenty of time cleaning while your tap always looks shiny and new.



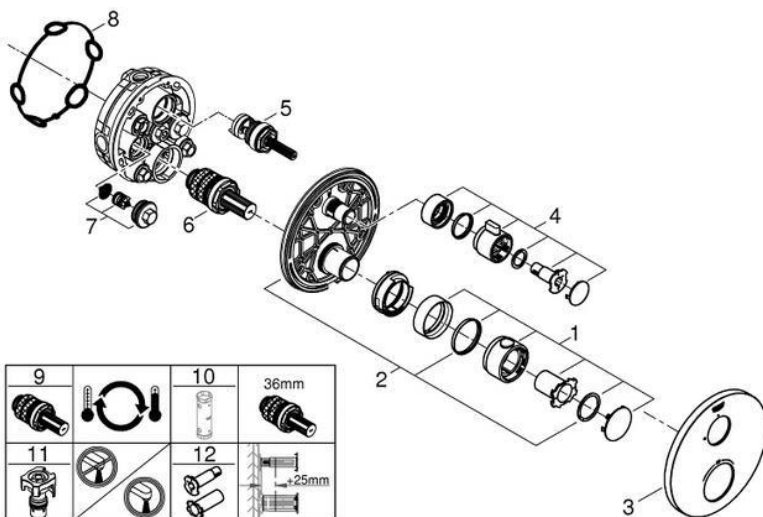


### Constant water temperature thanks to reliable GROHE TurboStat technology

Our precise control technology ensures an instant water flow at the desired temperature and keeps it constant irrespective of any fluctuations in water pressure or supply.



### GROHE SafeStop (Plus) – double scalding protection at 38°C and (optional) 43°C

Great for homes with children, this safety feature is set at 38°C, preventing you from turning up the water temperature too high. If desired, higher temperatures can be selected by pushing the button. Optional for extra safety: the easy-to-fit GROHE SafeStop Plus limiter ensures that the temperature does not exceed 43°C.



Pos.-nr.	Prod. description	Order-nr.
1	Temperature control handle	49082000
2	Mounting plate	49080000
3	Escutcheon	49073000
4	Handle for shut-off valve	49083000
5	Aquadimmer	49084000
6	Thermostatic compact cartridge 3/4"	49028000
7	Non-return valve	49085000
8	Seal	48360000
9	GROHE TurboStat cartridge 3/4"	49003000*
10	Socket spanner	49059000*
11	Service stops	1405300M*
12	Universal extension set 2-handle thermostats, 25 mm	14058000*

\* Optional accessories

Note:

\* All information of the above is for the reference only. No prior notice is made if any changes.



Department

入境事務大樓 48 樓  
48/F Immigration Tower, 7 Gloucester Road, Wan Chai, Hong Kong

本署檔號 : (4) in WSD 3321/2020 T/J(1045/2020)  
Our ref.  
來函檔號 :  
Your ref.


電話 :  
Tel.  
傳真 : 2824 0578  
Fax.

3 November 2020

### Approval of "GROHE" Thermostatic Mixer (General Acceptance No. C20200978)

Your letters ref. WRC/2297 and C-WSD/0654 dated 12 August 2020 and 16 October 2020 respectively refer.

Having considered the test report ref. J25415r1 issued on 9 October 2020 by Nutek Systems (HK) Ltd., this Authority accepts that the fitting described below complies with, and its use when correctly installed does not contravene, the Waterworks Ordinance and Regulations.

**Name of Manufacturer:** Grohe AG  
**Country of Origin:** Germany  
**Brand:** Grohe  
**Details of Fitting:** 1/2" Thermostatic concealed mixer  
**Model:** 35600000 + 24075XXX  
(where the digits "XXX" denote the code of colour)  
**Body Markings:**   
**Expiry Date:** 25 June 2025



This Authority hereby permits the use of the above fitting in fresh water plumbing systems subject to full adherence to Waterworks installation requirements. In particular, you are required to draw your customers' attention to the following requirement-

"The cold water supply to the fitting shall be drawn from the same source that supplies the hot water apparatus so as to provide a balanced pressure and to obviate the risk of scalding in the event of a restriction or failure in the water supply."

A condition of this acceptance is that the fitting to be installed shall be replicas of the sample as certified by the testing agent mentioned above and without modifications. This acceptance may be withdrawn at any time if the standard of the fitting installed fail to meet that of the approved sample or if the fitting is found to be unsuitable for use in fresh water plumbing systems.

This acceptance is only applicable to the main body of the fitting, unless otherwise specified.

For the use of the fitting in any project, the General Acceptance Number of this letter must be quoted as a means of identification of acceptance of the fitting by this Authority.

Should you have any enquiries, please contact our Engineer Mr. Terry KUNG at tel. no. 3583 4086.

Yours faithfully,



(CHAN Chung-kun)

for Director of Water Supplies

Encl.

c.c.      WSD 3321/1/82 ] - without catalogue  
            ME/MC        ] - with soft copy only